

June 2023 Outcomes Report

Context

Stephenson Studio School offers a high-quality vocationally focused education for students in Years 10 and 11. Situated in Stephenson College it is able to access through its service level agreement, the industry-standard workshops and industry trained staff to deliver vocational course in hair dressing, construction, motor vehicle and health and social care. The school also offers a curriculum of English language and literature, mathematics, science double award and business BTEC for students for whom this is appropriate. Work experience and work skills are also a central thread of the curriculum offer.

The school does not offer the English Baccalaureate.

Cohort Context

Approximately 20% of students who apply for a place at Stephenson Studio School are not in education, or have spent a considerable period out of education prior to starting Year 10.

The 2023 cohort was characterised by high levels of need:

There were 43 pupils in the Y11 cohort.

	Year 11	
	Numbers	Percentage
SEND Support	16	37%
EHCP & TUF	6	14%
Total SEND/EHCP/TUF Students	22	51%
ASD	1	2%
EAL	3	7%
PP	21	49%
More than 10% UA	37	86%
Students previously out of school	9	21%
High NEET Risk	14	32%
Medium NEET Risk	6	14%
Current LAC	0	0%
Current SGO/Adopted	0	0%
CIN/CP Students	2	5%
KS2 APS	98.5	

Turbulence for this cohort was 12%, which was lower than last year's cohort (which stood at an historic high of 28%). Ofsted report on turbulence concludes: 'secondary schools with high mobility levels do tend to have lower results: almost all schools with mobility above 15% have average GCSE scores below the national average.'

3 students in Y11 (7%) came to Stephenson Studio School mid-term as 'managed moves'. They were all previous non-attenders prior to joining us.

Overall Grades against historical

	2018	2022	2023
Eng & Ma	9%	15%	7%
Eng Lang	17%	15%	15%
Eng GCSE		28%	17%
Eng Lit	14%	38%	21%
Ma GCSE	14%	18%	15%
Sci GCSE	14%	23%	12%

Final grades against FFT50 targets

	Exceed		Hit or exceed		Within 1		Hit or within 1
Eng							
Eng Lang (39)	1	3%	9	23%	10	26%	49%
Eng Lit (19)			4	21%	4	21%	42%
Maths (39)			7	18%	13	33%	51%
Science (39)			9	23%	11	28%	51%

Progress against starting points

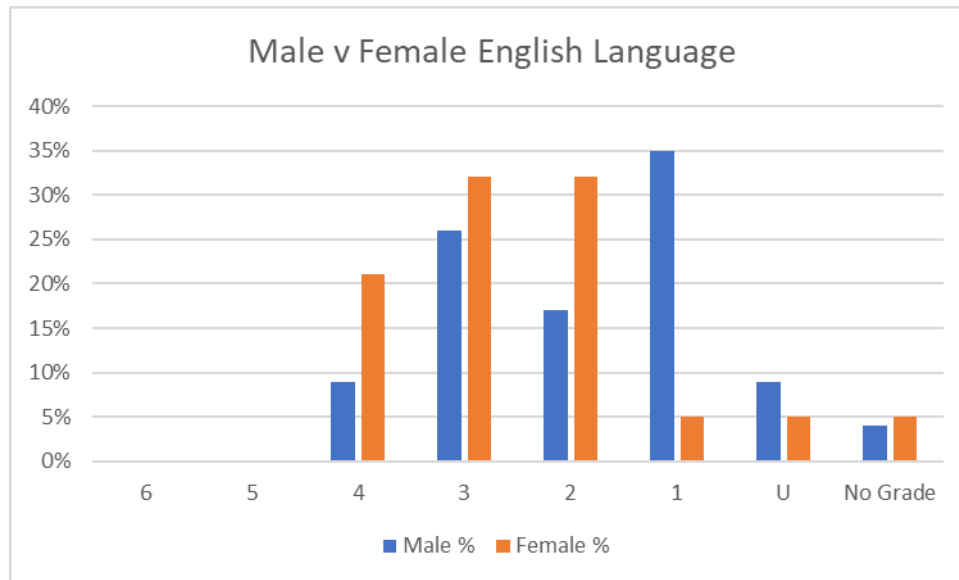
Students made overall good progress against starting points.

In English students were base-line assessed at the start of Year 10. Students made good progress in English. Students averaged a progress of 1 grade in English over Years 10 and 11.

In Maths students achieved on average .5 of a grade's progress against their baseline assessment grades.

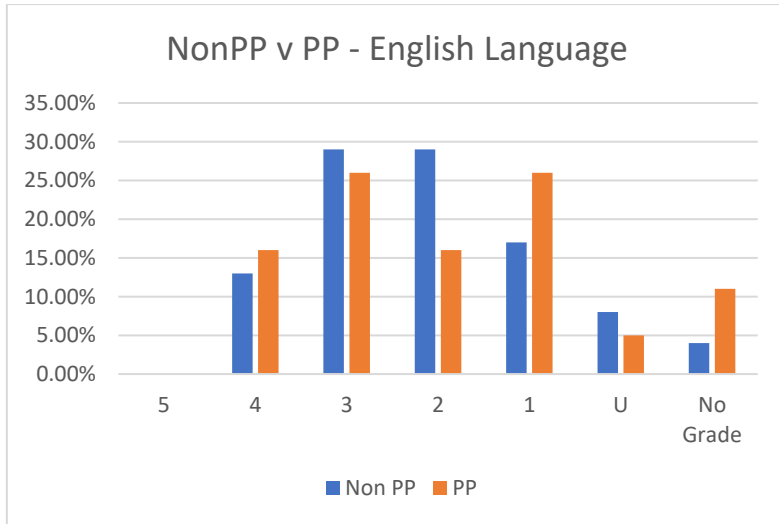
English

Gender	Male (23)	Male %	Male FFT50	Male FFT50%	Female (19)	Female %	Female FFT50	Female FFT50%
6	0	0%	1	4%	0	0%	2	11%
5	0	0%	2	9%	0	0%	5	26%
4	2	9%	1	4%	4	21%	6	32%
3	6	26%	15	65%	6	32%	6	32%
2	4	17%	1	4%	6	32%	0	0%
1	8	35%	0	0%	1	5%	0	0%
U	2	9%	0	0%	1	5%	0	0%
No Grade	1	4%	3	13%	1	5%	0	0%



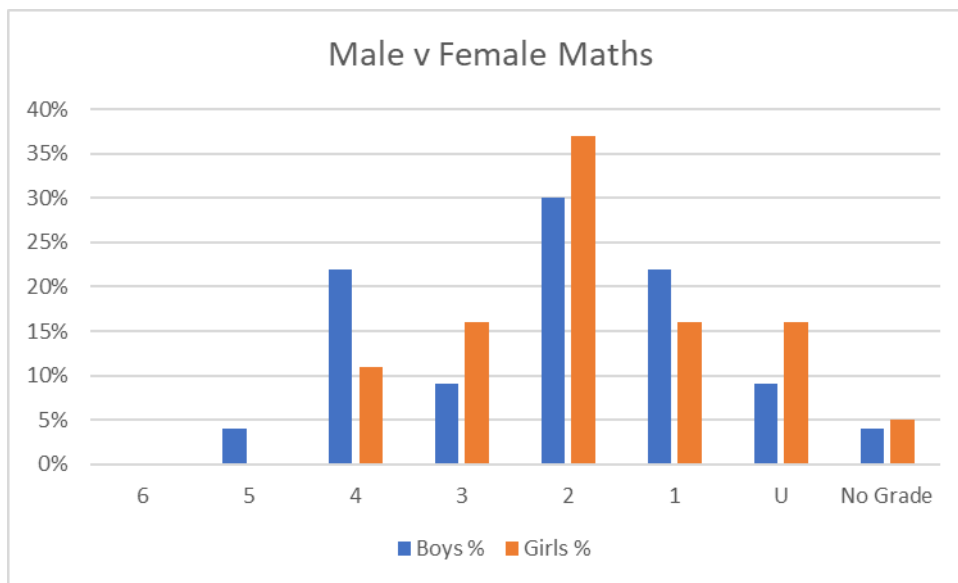
English Language Pupil Premium

PP	Non PP (24)	Non PP (%)	PP (19)	PP (%)
5	0		0	
4	3	13%	3	16%
3	7	29%	5	26%
2	7	29%	3	16%
1	4	17%	5	26%
U	2	8%	1	5%
No Grade	1	4%	2	11%

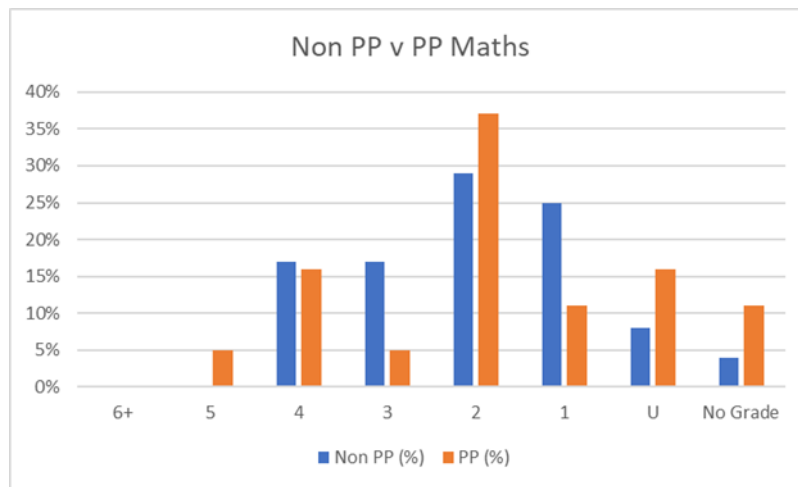


Maths

Gender	Boys (23)	Boys %	FFT50	FFT50%	Girls (19)	Girls %	FFT50	FFT50%
6+	0	0%	1	4%	0	0%	1	5%
5	1	4%	2	9%	0	0%	3	16%
4	5	22%	4	17%	2	11%	6	32%
3	2	9%	9	39%	3	16%	6	32%
2	7	30%	4	17%	7	37%	3	16%
1	5	22%	0	0%	3	16%	0	0%
U	2	9%	0	0%	3	16%	0	0%
No Grade	1	4%	3	13%	1	5%	0	0%



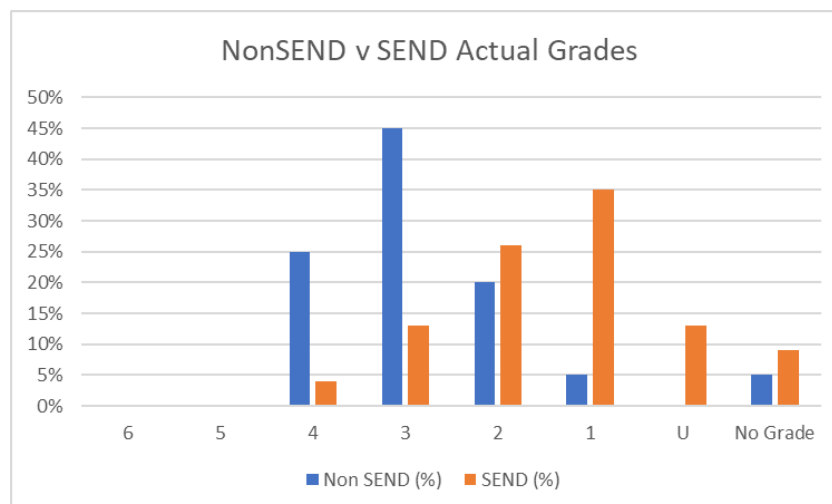
Maths – Pupil Premium



SEND Students

English Lang SEND

SEND	Non SEND (%)	SEND (%)
6	0%	0%
5	0%	0%
4	25%	4%
3	45%	13%
2	20%	26%
1	5%	35%
U	0%	13%
No Grade	5%	9%



Maths SEND

SEND	Non SEND (%)	SEND (%)
6	0%	0%
5	0%	4%
4	25%	9%
3	20%	4%
2	35%	30%
1	10%	26%
U	5%	17%
No Grade	5%	9%

